

LTI Locking Shoulder Joint

Shoulder Joint

The LTI Locking Shoulder Joint is supplied as an exoskeletal version. The SJ90 joint is supplied with a convenient exoskeletal humeral mounting plate. This can be converted to an endoskeletal joint, by obtaining the Endoskeletal Adapter Kit (SJ62). The joint is normally attached to the socket with a mounting ring. If the socket does not have adequate stiffness to support this joint, an optional 3-spoke mounting plate (SJ60) can be substituted providing exceptional strength.



SJ90 LTI Locking Shoulder Joint, Endoskeletal, Manual Lock Actuator

This joint has an mechanical lock actuator

For remote lock actuation, use one of the mechanical release levers:

The joint is supplied with the exoskeletal plate attached.



SJ92 LTI Locking Shoulder Joint, Endoskeletal, Electric Lock Actuator

This joint has an electric lock actuator

For electric lock actuation, a cable, switch, battery and charger are required

The joint is supplied with the exoskeletal plate attached.

Lock Releases

This joint can be controlled in several ways; the user can simply activate the lever on the side of the joint to unlock it, use a remote lock release lever, use a chin-activated nudge switch or use an optional powered actuator for the users convenience. To simplify fabrication, the activation lever can be repositioned to any convenient location around the perimeter of the joint.

Alternatively, a Lock Release on a cable can be used to provide better access. The SJ43L and SJ44R are spring-loaded and alternately lock and unlock the shoulder joint flexion/extension. These releases merely reposition the manual unlock making it more convenient for the user to operate the lock release lever with their sound-side hand. These Lock Release Kits contain the release mechanism with a mounting plate, a low-friction Teflon-lined cable and a joint mounting plate with a cable alignment/adjustment piece. The SJ45L and SJ46R are "nudge switches" intended for chin activation. The optional Motor-Driven Lock/Unlock (SJ77) will perform these same actions. It is operated by any convenient switch.



SJ43L Lock Release Kit, Spring Loaded, Left

With this spring-loaded release, the joint may be switched from locked to unlock and back alternatively.

For use with SJ90 Locking Shoulder Joints


LTI Locking Shoulder Joint



SJ44R Lock Release Kit, Spring Loaded, Right

With this spring-loaded release, the joint may be switched from locked to unlock and back alternatively.

For use with SJ90 Locking Shoulder Joints



SJ45L Lock Release, Sierra Nudge Control, Left

Supplied with cable alignment/adjustment plate

Use this release to momentarily unlock the joint.

For use with SJ90 Locking Shoulder Joints



SJ46R Lock Release, Sierra Nudge Control, Right

Supplied with cable alignment/adjustment plate

Use this release to momentarily unlock the joint.

For use with SJ90 Locking Shoulder Joints

Shoulder Joint Accessories:



SJ53 Boston Arm Adapter, Endoskeletal

Adapter kit for connecting a Boston Digital Arm to an LTI Locking Shoulder Joint (SJ90)




SJ55 Boston Arm Trial Fitting Adapter

An adapter especially for trial fittings. Both the length of the humeral section and the angle of the elbow turntable can be adjusted. Supplied with bent and slotted attachment plate. When used with Adjustable Check Socket Collar (BE309), angle can be adjusted off-axis up to 7°.

Adapter can be rented – call LTI 800-437-0024

LTI Locking Shoulder Joint



SJ60 3-Spoke Mounting Plate

Because it can be readily shaped with bending irons, this plate is often used for trial fittings even though the standard mounting ring will be used on the definitive prosthesis




SJ61 Spare Exoskeletal Attachment Plate

The plate measures 5.45" x 1.25" (137mm x 32mm) with mounting holes on both ends of plate allowing it to be mounted in either direction, straight or angled.



SJ62 Endoskeletal Adapter Kit

This kit contains a 20 mm diameter tube with suitable stainless steel attachment clips. The tube is often used during a trial fitting after which the endoskeletal plate may be used in the definitive prosthesis.



SJ63 Straight Mounting Plate

Because it can be readily shaped with bending irons, this plate is often used for trial fittings even though the standard mounting ring will be used on the definitive prosthesis



SJ77 Electric Lock Conversion Kit for SJ90

This small actuator assembly mounts just below the SJ90 joint and will not interfere with its motion.

For electric lock actuation, a cable, switch, battery and charger are required

LTI Locking Shoulder Joint



SJ81 Adapter-Cable, SJ77, for Bock Switch

Operates using most Bock dual-action switches, i.e. 9X14, 9X18, or 9X25 (but not 9X37) or the VASI BE234 Dual-Action Push Switch, Bock compatible.

A 9E185=30, =40 or =50 extension cable may be required. Supplied with plugs to connect to the SJ77/SJ92, any Bock compatible switch, and any LTI Type "S" built-in battery.